



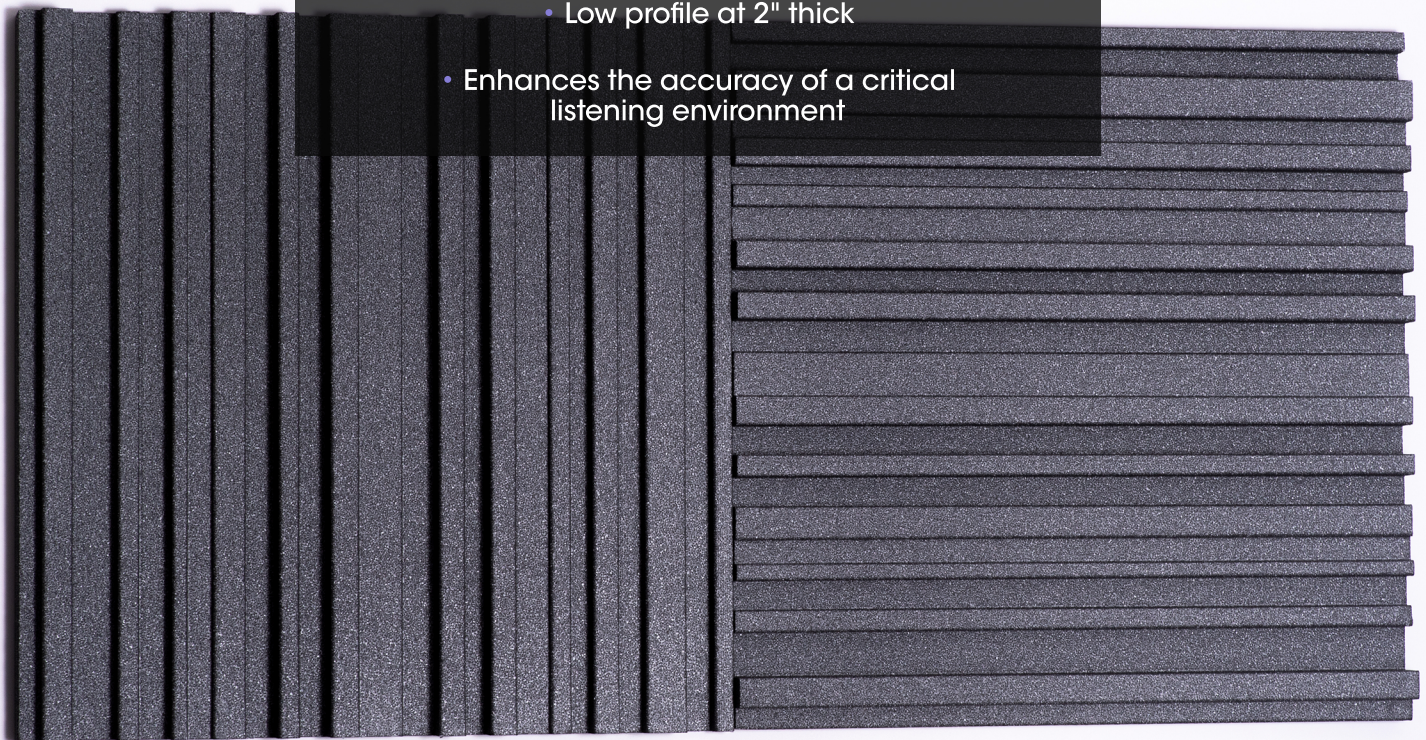
MetroFusor™ V2

DIFFUSION PANELS

MetroFusor™ V2 Diffusion Panels

For spaces intended to remain lively, yet controlled, the Auralex® MetroFusor™ V2 is an affordable choice among diffusors. MetroFusor™ V2 addresses standing waves & flutter echo without removing acoustic energy, due to the design of its randomized dispersion pattern. With its contemporary design in a dark gray color, MetroFusor™ V2 will enhance the aesthetic of any critical listening environment.

- Addresses standing waves & flutter echo without removing acoustic energy
- Low profile at 2" thick
- Enhances the accuracy of a critical listening environment





MetroFusor™ V2

DIFFUSION PANELS

MetroFusor™ V2 Diffusion Panels

BENEFITS

- Reduces and scatters hard early midrange reflections
- Better separates instruments and musicians in the stereo image
- Provides a deeper and wider soundstage
Retains more of the room's high frequency energy, adding to an increases sense of spaciousness
- Moderately priced, perfect for home studios, theaters and listening rooms

FEATURES

- Neutral dark gray color blends to compliment many decors
- Low-profile design facilitates use behind custom framing or stretch fabric wall covering systems
- Light in weight

INCLUDES

- (2) **MetroFusor™ V2** Diffusion Panels
- (4) **EZ-Stick Pro™** Adhesive Tabs

MetroFusor™ V2 Diffusion Panel Specifications (single panel)

MATERIAL EPS EXPANDED POLYSTYRENE

APPLICATION CEILING | WALL SURFACE

DIMENSIONS 2" x 24" x 24"

COLOR CHARCOAL GRAY





MetroFusor™ V2

DIFFUSION PANELS

MetroFusor™ V2 Diffusion Panels

INSTALLATION GUIDE


For spaces intended to remain lively, yet controlled, the **Auralex® MetroFusor™ V2** is an affordable choice among diffusors. **MetroFusor™ V2** addresses standing waves & flutter echo without removing acoustic energy, due to the design of its randomized dispersion pattern. With its contemporary design in a dark gray color, **MetroFusor™ V2** will enhance the aesthetic of any critical listening environment.

Thank you for purchasing **Auralex® MetroFusor™ V2**. These are highly effective acoustic diffusion devices that can be easily wall or ceiling mounted.

NOTE: Be advised that the included **EZ-Stick Pro™** Tabs and **Auralex Tubetak Pro™** are designed for permanent installations and will damage drywall and painted surfaces when removed. For temporary installations "T" pins or finish nails can be used for wall installations only. Be careful when handling the **MetroFusor™ V2s**, as the material is fragile and will chip or dent easily. For ceiling installations only use **Auralex Tubetak Pro™** adhesive.

Mark the target position on your wall or ceiling where the diffusor will be mounted using small pencil marks, pieces of masking tape or any similar non marring method. Be sure the wall surface, where the **EZ-Stick Pro™** Tabs will adhere, is free of dirt, dust or other oily contaminants. The use of rubbing alcohol to spot clean the wall, where the adhesive will be applied, is recommended. Avoid the use of household cleaners.

Remove the first layer of release paper from the **EZ-Stick Pro™** and apply to the target positions on the wall. Use firm pressure for at least 15 seconds to set the adhesive. Remove the second layer of release paper from each of the tabs, carefully orient the diffusor's position, prior to contact with the wall, then press in place with firm pressure for a minimum of 15 seconds at each tab location. Use caution not to use excessive pressure, when pushing on the face of the **MetroFusor™ V2**, as the material can be easily damaged. Distribute the force by using the side of your hand instead of your fingertips.



Alternate the orientation of the **MetroFusor™ V2s** during installation to maximize diffusion potential



EZ-Stick Pro™ Tabs:
apply firm pressure for a minimum of 15 seconds



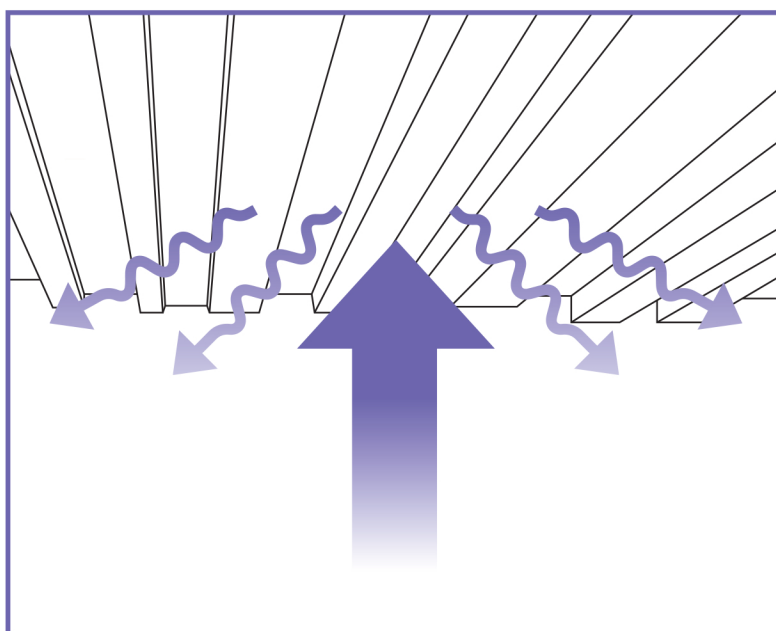


MetroFusor™ V2

DIFFUSION PANELS

MetroFusor™ V2 Diffusion Panels

ENERGIZED DIFFUSION CREATED BY RANDOMIZED DISPERSION PATTERN



PROVIDES AN AUDIBLY BIGGER SOUND STAGE
WHILE REDUCING ANY SEMBLANCE OF FLUTTER ECHO

For full information on fire testing scan the QR code below:

